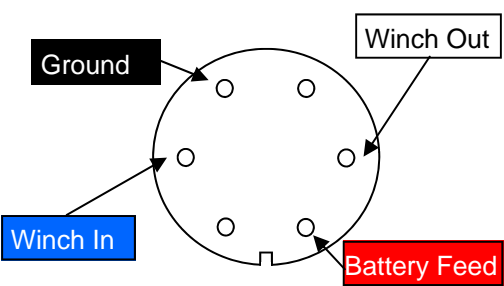

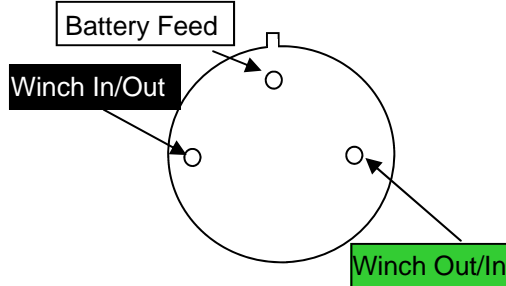


TDS Handset Socket Connections
(Looking into socket)



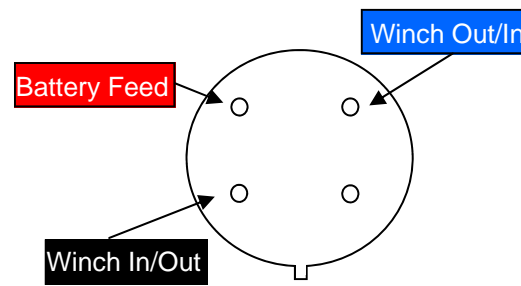
TDS PLUG

Old X9 / Husky Handset Socket Connections
(Looking into socket)



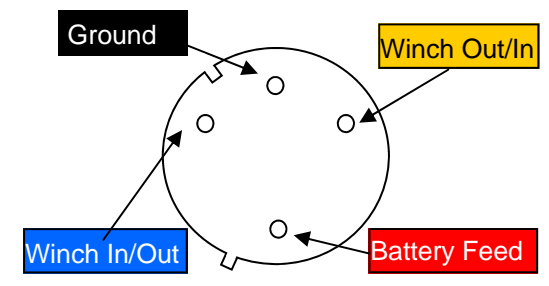
Old X9 / Husky Plug

Old Husky etc Handset Socket Connections (Metal)
(Looking into socket)



Old Husky etc Metal Plug

EP Handset Socket Connections
(Looking into socket)



Prewired 4.5m long EP Plug & Cable

Before extending the cable, ensure correct operation of the winch, with handset plugged directly into the solenoid pack. If in doubt - please ask.

TDS plug fitted to extension cable. When extending the socket on a TDS winch, we suggest that if using our supplied 4 core cable you use the following colour scheme.




GOODWINCH LIMITED


East Foldhay, Zeal Monachorum, Crediton,
Devon, EX17 6DH, England

Tel: 01363 82666
E: sales@goodwinch.com

Fax: 01363 82782
W: www.goodwinch.com



Brown to Red on Socket
Black to Black on Socket
White to White on Socket
Green/Yellow to Blue on Socket



Use a small cable tie as a strain relief inside the plug housing.